



# **FORUM 2025 OTTAWA**

## **HOW TO SUBMIT AN ABSTRACT**



**CIMVHR**

Canadian Institute for Military  
and Veteran Health Research

**ICRSMV**

L'Institut canadien de recherche sur  
la santé des militaires et des vétérans

## HOW TO SUBMIT AN ABSTRACT

Abstracts must be submitted using the presenting author's profile.  
Account delegates can be assigned.

### 1. Create a CIMVHR Researcher Profile.

## Abstract Submissions

### Presenting Author Login

Login to the abstract submissions system or **create** a new Presenting Author profile.

**Note:**

Abstracts must be submitted under the presenting author's profile.

**WARNING:** If you think you already have an existing profile of any type, **please DO NOT register again.** This will cause delays or prevent the processing of the submission. If you are unsure if you have already prepared a profile, click "Forgot password"

If you are logging in to change your current information, please log in and click "Update Profile" at the top of the screen

Access

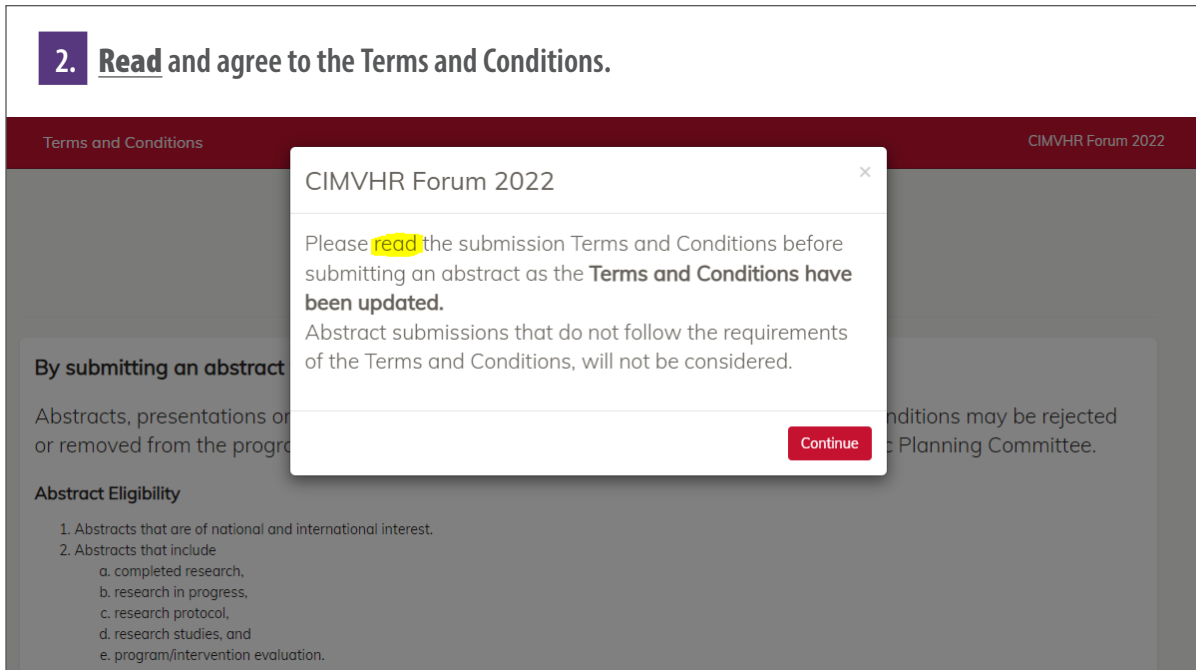
[Forgot your password?](#)

If you do not have an existing profile, create a new Presenting Author profile now, so you can submit abstracts.

[Create Profile](#)

## HOW TO SUBMIT AN ABSTRACT

### 2. Read and agree to the Terms and Conditions.



Terms and Conditions

CIMVHR Forum 2022

CIMVHR Forum 2022

Please **read** the submission Terms and Conditions before submitting an abstract as the **Terms and Conditions have been updated**.  
Abstract submissions that do not follow the requirements of the Terms and Conditions, will not be considered.

By submitting an abstract

Abstracts, presentations or

or removed from the program

Abstract Eligibility

1. Abstracts that are of national and international interest.
2. Abstracts that include
  - a. completed research,
  - b. research in progress,
  - c. research protocol,
  - d. research studies, and
  - e. program/intervention evaluation.

Conditions may be rejected  
Planning Committee.

Continue

### 3. Complete Declaration of Conflict of Interest.

Print COI Form

## The CFPC Mainpro+® Declaration of Conflict of Interest Form

Declaring and Disclosing Conflict of Interest

#### Part 1

All speakers, moderators, facilitators, authors, and scientific planning committee members must complete this form and submit it to the identified CPD program's provider or organizer. Disclosure must be made to the audience whether you do or do not have a relationship with a for-profit or not-for-profit entity. If you require more space, please attach an addendum to this page.

I do not have an affiliation (financial or otherwise) with any for-profit or not-for-profit organizations

(Speakers, moderators, facilitators, and/or authors who have nothing to declare should inform the audience that they cannot identify any conflict of interest.)

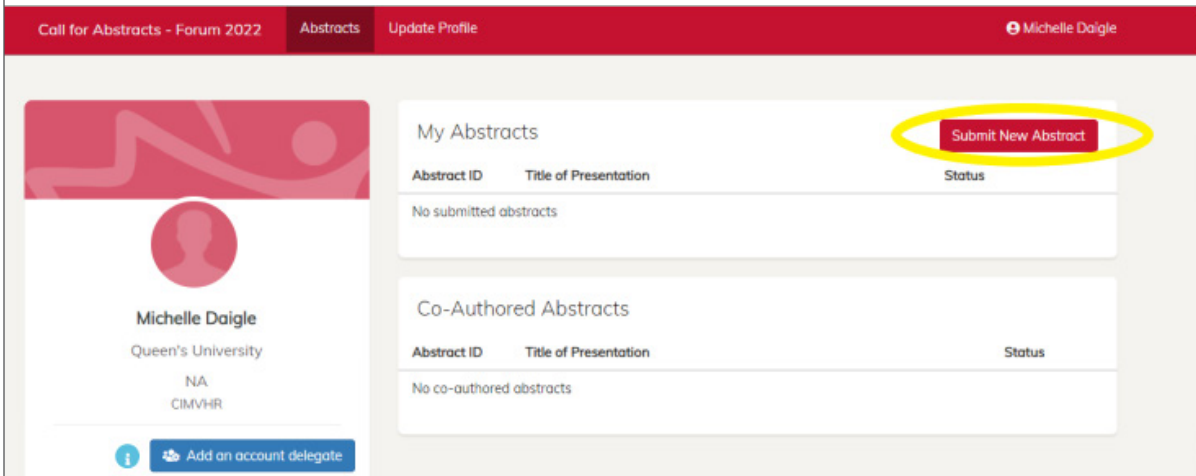
I have/had an affiliation (financial or otherwise) with a for-profit or not-for-profit organization.

Complete the sections below that apply to you now or during the past two (2) calendar years up to and including the current year. Please indicate the for-profit and not-for-profit organizations with which you have/had affiliations, and briefly explain what connection you have/had with the organizations. You must disclose this information to your audience both verbally and in writing.

	Name of for-profit or not-for-profit organizations(s)	Description of relationship(s)
Any direct financial relationships including receipt of honoraria		
Membership on advisory boards or speakers' bureaus		
Funded grants, research, or clinical trials		

## HOW TO SUBMIT AN ABSTRACT

### 4. Click on "Submit New Abstract".



Call for Abstracts - Forum 2022   Abstracts   Update Profile   Michelle Daigle

**My Abstracts** Submit New Abstract

Abstract ID	Title of Presentation	Status
No submitted abstracts		

**Co-Authored Abstracts**

Abstract ID	Title of Presentation	Status
No co-authored abstracts		

Michelle Daigle  
Queen's University  
NA  
CIMVHR

[Add an account delegate](#)

### 5. Complete the Presentation Information Section. Blue info-icons contain pop-ups with additional information. Red text links will take you to websites that provide additional information.

Online Abstract Submission  
Call for Abstracts - Forum 2022

Each presenter will be capped at a maximum of two presentations

**Presentation Information**

Prerequisite Information  
Have you received university or government ethics clearance i

Yes    No    Not required

If "No" or "Not required", please provide a brief but detailed explanation as to why you do not require ethics

Upload your ethics approval/certificate

Upload No file chosen

Are the Sex and Gender Equity in Research (SAGER) principles explicitly applied in your study and/or an intersectional lens used? If not, what is the rationale for not applying SAGER principles?

## HOW TO SUBMIT AN ABSTRACT

### 6. Complete Abstract Details.

**Abstract Details** (Please respond to the following questions as they relate to the abstract)

**Primary Population**

- Serving military (includes regular forces, reservists, special forces)
- Veterans (former serving members, ex-military, etc.)
- Families (spouses, parents, children, siblings, etc.)
- First responders or other public safety personnel
- Other populations (please specify):

Other

**Secondary Population (optional)**

- Serving military (includes regular forces, reservists, special forces)
- Veterans (former serving members, ex-military, etc.)
- Families (spouses, parents, children, siblings, etc.)
- First responders or other public safety personnel
- Other populations (please specify):

Other

**Life Phase of Service (select all that apply)**

- Pre service
- Civilian to service transition
- In service
- Service to civilian transition
- Post service

**7.** When you complete the “Nature of Presentation” section, additional fields will appear below which correspond with the nature of the presentation you have chosen. See “Writing a good Research Abstract” or “Writing a good Program Intervention Evaluation Abstract” to help you write your abstract.

**Nature of Presentation**

Please choose one.

- Research study (CIMVHR Guidelines to writing a scientific research abstract) [Writing a good Research Abstract](#)
  - Completed study
  - Study in progress
  - Study protocol
- Program/intervention evaluation (CIMVHR Guidelines to writing a program/intervention evaluation abstract) [Writing a good Program Intervention Evaluation Abstract](#)
- Other Please provide brief description below

## HOW TO SUBMIT AN ABSTRACT

### 8. Preferred Form of Presentation

Choose your preferred form of presentation. Podium, Poster, or No Preference. (For symposium, please see “How to submit a symposium”.)

#### Preferred Form of Presentation

Authors should state their preferred form of presentation, podium or poster, but must be willing to accept either type of presentation.

Podium

Poster

Symposium

No preference

### 9.

a. Please complete the Learning Objectives, using the action verbs and sample learning objectives provided by clicking on the blue information button.

#### Learning Objectives

A clear learning objective states what the learner will be able to do upon completion of a continuing professional development activity, in terms of behavioural change. A clear objective identifies the target behaviour or desired outcome of the educational offering. These behaviours and/or outcomes have been identified through the needs assessment process.

- Step 1: Learning objectives begin with the phrase, “At the conclusion of this activity, participants will be able to ...”
- Step 2: Describe the information, skills, behaviours, or perspectives participants in the session will acquire through attendance and participation. Use verbs that describe an action that can be observed and that is measurable within the time frame of the activity.
- Step 3: Conclude with the specifics of what the learner will be doing when demonstrating achievement or mastery of the objectives. Emphasize what the learner will be able to do as a result of participation in the activity.

- [Action verbs for learning objectives](#)
- [Sample Learning Objectives](#)

OK




## HOW TO SUBMIT AN ABSTRACT


### 10. Authors & Affiliations Section.

- a. Fill out author fields and click on “Add” to add all co-authors. The presenting author should be the first named author of the abstract. **Remember, abstracts must be submitted using the presenting author’s profile.**

All Authors:

List all authors associated with the abstract in the order they are to appear in the formatted Abstract. Please include last name, first name and highest academic terminal degree. Please indicate to which institution each author is associated with by using the affiliation numbering system below. **Please be sure to click on the + Add button to complete your entry.** 


Last Name First Name Degree Affiliation No. Email

Daigle Michelle [ ] 1 michelle.daigle@queensu.ca 


Presenting Author	Author no.	Last Name	First Name	Degree	Affiliation No.	Email	Change author no.
<input type="radio"/>		No authors					



- b. Click on the circle under “Presenting Author” to indicate presenting author.

All Authors:

List all authors associated with the abstract in the order they are to appear in the formatted Abstract. Please include last name, first name and highest academic terminal degree. Please indicate to which institution each author is associated with by using the affiliation numbering system below. **Please be sure to click on the + Add button to complete your entry.** 

Last Name First Name Degree Affiliation No. Email

[ ] [ ] [ ] Le: 1, 2 [ ] 

Presenting Author	Author no.	Last Name	First Name	Degree	Affiliation No.	Email	Change author no.
<input checked="" type="radio"/>	1	Daigle	Michelle		1	michelle.daigle@queensu.ca	^ v 
<input type="radio"/>	2	Tester	Testing		2	[REDACTED]	^ v 

## HOW TO SUBMIT AN ABSTRACT

c. Fill out the Affiliation fields to correspond to each author. Do **not** include department, faculty, sub-unit or location information in the affiliation section.

### All Authors:

List all authors associated with the abstract in the order they are to appear in the formatted Abstract. Please include last name, first name and highest academic terminal degree. Please indicate to which institution each author is associated with by using the affiliation numbering system below. **Please be sure to click on the [+Add](#) button to complete your entry.**

Last Name  First Name  Degree  Affiliation No.  i.e: 1, 2  Email  [+ Add](#)

Presenting Author	Author no.	Last Name	First Name	Degree	Affiliation No.	Email	Change author no.	
<input checked="" type="radio"/>	1	Daigle	Michelle		<b>1</b>	michelle.daigle@queensu.ca	^ v	<a href="#">Delete</a>
<input type="radio"/>	2	Tester	Testing		<b>2</b>	<input type="text"/>	^ v	<a href="#">Delete</a>

### All Affiliations

Academic Institutions / Government Affiliations / Other:

Please list affiliations of all above noted authors with clear indications of which authors belong to which affiliations. (associate with reference numbers) **Please be sure to click on the [+Add](#) button to complete your entry.**

Please do not include department, faculty, sub-unit or location information.

Please do not duplicate primary affiliations

Reference No.  Institution  [+ Add](#)

Reference No.	Institution	
<b>1</b>	Queen's University	<a href="#">Delete</a>
<b>2</b>	Dalhousie University	<a href="#">Delete</a>

**11. Complete the Abstract section using 400 words or less.**

**Abstract** (400 words max.)

The following headings will be used for all published abstracts. Submissions must contain text in each of the four heading areas in order to be eligible for consideration. For publication purposes, abstracts over 400 words will be rejected.

**12. Complete the Lay Summary using 50 words or less.**

**Lay Summary of Abstract**

Please provide a 50 word max **lay summary** of the abstract

Total word count: 0 words. Words left: 50